

---

# TYPE OF ICE

## USE & APPLICATIONS

---



# TYPE OF ICE

---

## GOURMET ICE

### Truncated pyramidal shape

---

SS S / SK S



#### Specifications:

- Pure, transparent, crystalline ice, without hollows or ridges.
- Perfect for drinks and cocktails.
- The ice cools without watering down.
- It offers quality without neglecting the quantity.
- Ice Tech produces this ice in 2 sizes.



### Truncated cone shape

---

SS M / SK M



SS L / SK L



#### Specifications:

- Pure, transparent, crystalline ice, without hollows or ridges.
- Perfect for drinks and cocktails.
- Spins around the cup and the ice cools without watering down.
- Ice Tech machines produce this ice in 4 sizes.



# HOLLOW ICE CUBE

## Bullet Shape

---

PS



### Specifications:

- Easy manipulation, very versatile.
- Reliable machine.
- Produced by a machine designed to produce ice in the most adverse conditions of water quality and temperature.
- It melts very fast.



# CUBIC ICE

## Full dice and half dice shape

---

HD



FD



### Specifications:

- Perfect ice for fast-food restaurants and large consumption of ice.
- Ice that cools the drink at full speed.
- Automatically dispensable ice.
- Ideal for soft drinks.
- Ice Tech machines produce this ice in 2 shapes (full and half dice).



# GRANULAR ICE

## Small pieces of ice

---

CD



GR



GR N



### Specifications:

- Perfect ice for supermarkets, transporting fish, fruit or vegetables, food expositions, health and industry.
- Ice that cools at full speed.
- Humidity content: 20% (diamond), 25% (granular), 15% (nugget)
- Temperature from 0°C to -1°C
- 1TM occupies 1,6m<sup>3</sup>
- Ice Tech machines produce this ice in 3 shapes (diamond, granular and nugget).



# FLAKE ICE

## Scale ice

---

SC



### Specifications:

- Perfect ice for food industry, construction and transport.
- Flat flakes very cold and dry.
- Humidity 2%
- Temperature -7°C
- 1TM occupies 2 m<sup>3</sup>



# TYPE OF ICE

---

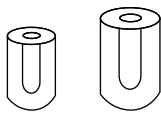
## ICE CUBES

---



PADDLE SYSTEM

**PS**



20 cc

25 cc

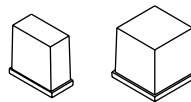
PRODUCTION KG/LB

From 20/35 to 190/420



VERTICAL SYSTEM

**FH / HD**



6,5 cc

13 cc

PRODUCTION KG/LB

From 60/115 to 400/880



SPRAY SYSTEM

**SS S / SK S**



17/21 cc

**SS M / SK M**



23/30 cc

**SS L / SK L**



36/40 cc

PRODUCTION KG/LB

From 20/35 to 400/883

## GRANULAR & FLAKE ICE

---

**CD**



DIAMOND ICE  
(Humidity 20%)

PRODUCTION KG/LB

from 50/85 to 1100/2425

**GR**



GRANULAR ICE  
(Humidity 25%)

**GR N**



NUGGET ICE  
(Humidity 15%)

**SC**








FLAKE ICE



































PRODUCTION KG/LB



From 400/750 to 50K/110K

# ICE APPLICATIONS

	TYPE OF ICE	QUANTITY	RANGE
Traditional bar	 	0,1 Kg/customer	SS/SK/PS
Caffè	 	0,04 Kg/customer	SS/SK/PS
Pub, Club		0,25 Kg/customer	SS/SK
Night club		0,3 Kg/customer	SS/SK
Disco		0,3 Kg/customer	SS/SK
Premium drinks		2 ice piece/glass	SS/SK
Cocktails		3 ice piece/glass	SS/SK
Soft drinks		3 ice piece/glass	SS/SK
Fast food		0,07 Kg/SMALL glass	FD/HD
		0,11 Kg/MEDIUM glass	FD/HD
		0,15 Kg/LARGE glass	FD/HD
Standard restaurant	 	0,15 Kg/customer	SS/SK/PS
Restaurant	 	0,3 Kg/customer	SS/SK/PS
Seafood restaurant	 	0,5 Kg/customer	SS/SK/PS
		1,25 Kg/customer	CD/GR
Hotel		0,3 Kg/room	SS/SK/PS
Camping		0,3 Kg/plot	SS/SK/PS
		0,8 Kg/plot	CD/GR
Residence		0,2 Kg/room	SS/SK/PS

	SOLID ICE CUBE
	FULL/HALF DICE
	HOLLOW CUBE
	GRANULAR ICE
	FLAKE ICE

	TYPE OF ICE	QUANTITY	RANGE
Food/Drink Exposition	 	1 Kg/simple ice bucket	CD/GR/PS
	 	6 Kg/ice bucket	CD/GR/PS
Seafood tray	 	1,3 Kg/SMALL tray	CD/GR/SC
	 	3 Kg/MEDIUM tray	CD/GR/SC
	 	6 Kg/LARGE tray	CD/GR/SC
Buffet on ice 10 cm		70 Kg/m <sup>2</sup>	CD/GR
		12 Kg/gastronorm tray 1/1	CD/GR
Fish market exposition		1 m <sup>2</sup> 10cm 100Kg	CD/GR
		1 m <sup>2</sup> 10cm 100Kg	SC
Fish market Storage		0,30Kg / 1Kg fish	CD/GR
Hospital		0,3 Kg/patient	SS/SK
Laboratory		1 Kg/bucket	CD/GR
		5 Kg/fridge	CD/GR
Phisiotherapy		0,8 Kg/patient	CD/GR
Rice-recuperation		0,5 Kg/application	CD/GR
Spa's-Ice shower		150 Kg/shower	CD/GR
Laser therapy		0,3 Kg/patient	ICE QUEEN
Fish industry	 	Storage 0,3 Kg / 1 Kg Fish	CD/GR/SC
	 	Cool embarked 0,5 Kg/ 1Kg Fish	CD/GR/SC
	 	Tropical embarked 1 Kg/ 1Kg fish	CD/GR/SC
Meat industry	 	0,25 Kg/1 Kg	CD/GR/SC
Bakery industry	 	0,2 Kg/1 Kg	CD/GR/SC
Dyes	 	0,5 Kg/1 m <sup>2</sup>	CD/GR/SC
Cement		50 Kg / 1 m <sup>3</sup>	SC

	SOLID ICE CUBE
	FULL/HALF DICE
	HOLLOW CUBE
	GRANULAR ICE
	FLAKE ICE

# APPLICATIONS





# APPLICATIONS





**ICE TECH ICE MAKERS**

POL. IND. SECTOR 13, AVDA. DELS GREMIS, 1  
46394 RIBARROJA DE TURIA, VALENCIA, SPAIN  
PHONE: +34 96 166 76 36 | FAX: +34 961 668 944  
sales@icetechice.com | www.icetechice.com