
TYPE OF ICE

USE & APPLICATIONS



TYPE OF ICE

GOURMET ICE



S



M



L

FEATURES

- Pure, transparent, crystalline ice, without hollows or ridges.
- Perfect for drinks and cocktails.
- Spin around the cup and the ice cooled without water down.
- Ictech produce this ice in 6 sizes.



HOLLOW ICE CUBE



PS

FEATURES

- Easy manipulation, very versatile.
- Reliable machine.
- Designed to produce ice in the most adverse conditions of water quality and temperature.
- Melt very fast.



FULL DICE & HALF DICE CUBE



FD



HD

FEATURES

- Perfect ice for fast-food and large consumption of ice.
- Ice that cool the drink at full speed.
- Automatically dispensable ice.
- Ideal for soft drinks.
- Ictech produce this ice in 2 shapes (full and half dice).



NUGGET ICE



Nugget

FEATURES

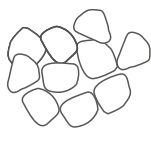
- Perfect ice for mixed drinks. Gently mixes the flavours without watering down the drink.
- Also used to cool fruit juices or yoghurts at food displays.
- Moisture content of 10%.
- Compact texture, halfway between ice cube and crushed ice, evenly chopped.
- Crunchy ice that does not detract from the flavour of the drink.



CRUSHED ICE



Diamond



Chip



Granular

FEATURES

- Perfect ice for supermarkets, transporting fish, fruit or vegetables, food expositions, health and industry.
- Ice that cool at full speed.
- Temperature from 0°C to -1°C.
- 1,6 M³ is equal to 1 TM of ice.
- Icetek produce this ice in 3 shapes (diamond, granular and chip).



FLAKE ICE



SC

FEATURES

- Perfect ice for food industry, construction and transport.
- Flat flakes very cold and dry.
- Humidity 2%
- Temperature -7°C.
- 2M³ is equal to 1 TM of ice.



TYPE OF ICE

ICE CUBES



SPRAY SYSTEM
SISTEMA DE DUCHAS

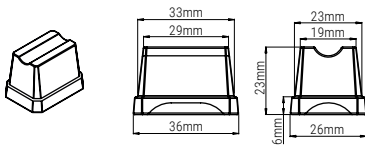


PADDLE SYSTEM
SISTEMA DE PALETAS

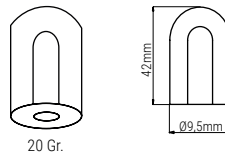


VERTICAL SYSTEM
SISTEMA VERTICAL

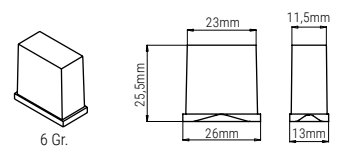
S



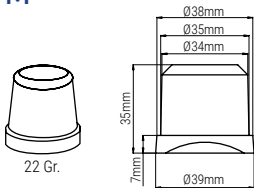
PS



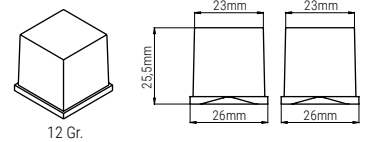
FD



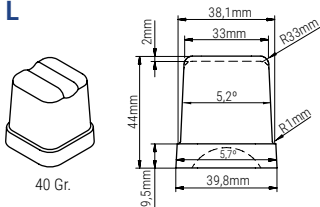
M



HD



L



PRODUCTION KG/LB

From 20/35 to 400/883

PRODUCTION KG/LB

From 20/35 to 190/420

PRODUCTION KG/LB

From 60/115 to 400/880

NUGGET ICE

GRN



NUGGET ICE

CD



DIAMOND ICE

GR



GRANULAR ICE

GRF



CHIP ICE

SC



FLAKE ICE

CRUSHED & FLAKE ICE

PRODUCTION KG/LB

From 300/661 to 500/1102



PRODUCTION KG/LB

From 50/85 to 1100/2425






































PRODUCTION KG/LB




From 400/750 to 50T/110K

ICE APPLICATIONS

	TYPE OF ICE	QUANTITY	RANGE
Traditional bar	 	0,1 Kg / customer	S / PS
Café	 	0,04 Kg / customer	M / PS
Pub, Club		0,25 Kg / customer	L
Night Club		0,3 Kg / customer	L
Disco		0,3 Kg / customer	S / M / L
Premium drinks		2 ice piece / glass	S / M / L
Cocktails	 	3 ice piece / glass	S / M / L / Nugget
Soft drinks		3 ice piece / glass	S / M / L
Fast Food		0,07 Kg / Glass SMALL	FD / HD
		0,11 Kg / Glass ME-DIUM	FD / HD
		0,15 Kg / Glass LARGE	FD / HD
Standard restaurant	 	0,15 Kg / Customer	S/ M / L / PS
Restaurant	 	0,3 Kg / Customer	S/ M / L / PS
Seafood establish-ment	 	0,5 Kg / Customer	S/ M / L / PS
		1,25 Kg / Customer	GR
Hotel		0,3 Kg / Room	S/ M / L
Camping		0,3 Kg / Plot	S / M / L
		0,8 Kg / Plot	GR
Residence		0,2 Kg / Room	S / M / L

-  SOLID ICE CUBE
-  FULL/HALF DICE
-  HOLLOW CUBE
-  NUGGET ICE
-  CRUSHED ICE
-  FLAKE ICE

	TYPE OF ICE	QUANTITY	RANGE
Food/Drink exposition	  	1 Kg / Simple ice bucket	GR / PS / Nugget
	  	6 Kg / Ice bucket	GR / PS / Nugget
Seafood tray	 	1,3 Kg / SMALL tray	GR / SC
	 	3 Kg / MEDIUM tray	GR / SC
	 	6 Kg / LARGE tray	GR / SC
Buffet on ice 10cm.		70 Kg / m2	GR
		12 Kg / gastronorm tray 1/1	GR
Fish market exposition		1m2 10 cm 100 Kg	GR
		1m2 10 cm 85 Kg	SC
Fish market storage		0,30 Kg / 1 Kg fish	GR
Hospital		0,30 Kg / Patient	S / M / L
Laboratory		1 Kg / Bucket	GR
		5 Kg / Fridge	GR
Phisiotherapy		0,80 Kg / Patient	GR
Rice-recuperation		0,5 Kg / Application	GR
Spa's-Ice shower		150 Kg / Shower	GR
Laser therapy		0,30 Kg / Patient	GR
Fish industry	 	Storage 0,30 Kg / 1 Kg fish	GR / SC
	 	Cool embarked 1 Kg / 1 Kg fish	GR / SC
	 	Tropical embarked 1 Kg / 1 Kg fish	GR / SC
Meat industry	 	0,25 Kg / 1 Kg	GR / SC
Bakery industry	 	0,20 Kg / 1 Kg	GR / SC
Dyes	 	0,50 Kg / 1 m ²	GR / SC
Cement		50 Kg / 1 m ³	SC

	SOLID ICE CUBE
	FULL/HALF DICE
	HOLLOW CUBE
	NUGGET ICE
	GRANULAR ICE
	FLAKE ICE

APPLICATIONS

HOSTELERÍA & QSR



APPLICATIONS

INDUSTRY



APPLICATIONS

RETAIL



HEALTHY





ICE TECH ICE MAKERS
P.I. La Reva, Av. Gremis, 1
46190 Ribarroja - Valencia - España
Teléfono: +34 96 166 76 36 | Fax: +34 961 668 944
www.icetechice.com | sales@icetechice.com

Asistencia Técnica:
Teléfono 0034 961 667 639 - service@icetechice.com