



## Wooden service trolleys and waiter's stations

## Metal service trolleys

	GUÉRIDON _____	10
	WOODEN SERVICE TROLLEYS _____	11
	WOODEN SERVICE TROLLEYS WITH DOME _____	12
	EQUIPABLE WOODEN SERVICE TROLLEYS _____	13
	MODERN-STYLE WOODEN SERVICE TROLLEYS _____	14
	WOODEN SERVICE TROLLEY _____	17
	LIQUEUR TROLLEYS _____	18
	FLAMBÉ TROLLEYS _____	19
	WAITER'S STATIONS _____	20
	STAINLESS STEEL SERVICE TROLLEYS - MELAMINE-FACED SHELVES _____	26
	STAINLESS STEEL CLEARING TROLLEYS _____	27
	STAINLESS STEEL SERVICE TROLLEYS - REMOVABLE SHELVES _____	29
	STAINLESS STEEL SERVICE TROLLEYS _____	31
	STAINLESS STEEL SERVICE TROLLEYS WITH PRESSED SHELVES _____	32
	STAINLESS STEEL HEAVY-DUTY TROLLEYS _____	35

## GUÉRIDON

- Solid wood frame
- Melamine-faced shelves
- Top shelf fitted with all round rubber bumper
- Swivel castors, ø 9.5 cm



Art. 1095S



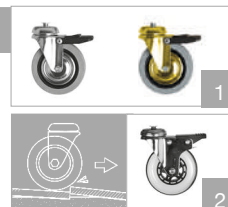
Art. 1095SW



Art. 1095SN

Article	Finish	Finish	Max dim. cm
1095S	Oak	2	71x46x78 h
1095SW	Wengé		
1095SN	Black		

Optional		Description	Suitable for
F	1	Set with 2 braked castors	All articles
E	2	Set with 4 resilient castors, 2 with brake	



## WOODEN SERVICE TROLLEYS

- Solid wood frame
- Melamine-faced shelves
- Chrome plated pushing handle
- Rails on lower shelves
- Swivel castors, ø 12.5 cm



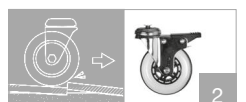
Art. 6061-F



Art. 6063W-F

Article	Finish	Shelves	Shelf dim. cm	Max dim. cm
6061	Oak	2	94,5x55	110x56x81 h
6061W	Wengé			
6063	Oak	3		110x56x87 h
6063W	Wengé			

Optional		Description	Suitable for
F	1	Set with 2 braked castors	All articles
E	2	Set with 4 resilient castors, 2 with brake	



## WOODEN SERVICE TROLLEYS WITH DOME

- Solid wood structure
- Melamine-faced shelves
- Chromed tubular push handle
- Semi-cylindrical plexiglass dome that opens on two sides
- Railings on lower floors
- Swivel castors ø 12.5 cm



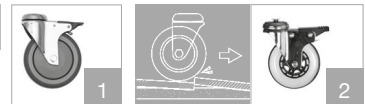
Art. 6061C-F




Art. 6063CW-F

Article	Finish	Shelves	Shelves dim. cm	Max dim. cm
6061C	Oak	2	107x55x82 h	110x56x107 h
6061CW	Wengé			
6063C	Oak	3	107x55x82 h	110x56x113 h
6063CW	Wengé			

Optional	Description	Suitable for
F	1 Set with 2 braked castors	All articles
E	2 Set with 4 resilient castors, 2 with brake	



Optional	Description	Suitable for
A0096	3 Removable PVC cutlery drawer	All articles
A0036	4 Removable oak-stained plate holder	6061C - 6063C
A0036W	5 Wengé stained extractable plate holder	6061CW - 6063CW



## EQUIPABLE WOODEN SERVICE TROLLEYS

- Solid wood frame
- Plywood shelves with edges and handles in solid wood
- Sliding plate support
- Swivel castors, ø 12.5 cm



Art. 6100



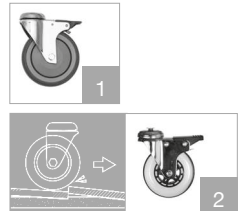
Art. 6100W



Plate support, standard

Article	Finish	Shelves	Max dim. cm
6100	Walnut	2	107x55x82 h
6100W	Wengé		
6102	Walnut	3	
6102W	Wengé		

Optional	Description	Suitable for
F	1 Set with 2 braked castors	All articles
E	2 Set with 4 resilient castors, 2 with brake	



Art. 6100B  
Set for appetizers, MDF well, semi-cylindrical dome, with 6.5 cm-deep 5x1/6 + 5x1/3 GN containers



Art. 6100GW  
Set for cold appetizers, sweets and cheese, MDF well with inner part coated in stainless steel with semi-cylindrical dome, grid and housing for eutectic plates for refrigeration (Art. 6100H)



Art. 6100H  
Set of 16 eutectic plates suitable for Art. 6100G

Article	Description	Max dim. cm
6100B	Set for appetizers - dome and containers	93x53x35 h
6100BW		
6100G	Set for cold appetizers	93x53x35 h
6100GW		
6100H	Set with 16 eutectic plates	-

## MODERN-STYLE WOODEN SERVICE TROLLEYS - 70x45 cm SHELVES

- Square section solid wood legs
- Melamine-faced shelves
- Sliding plate support (depending on the model)
- Swivel castors, ø 9.5 cm, 2 with brake

Granite Grey

Magnolia White

Zonda Grey



Art. 6830G

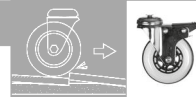


Art. 6832M

Article	Lacquer finish	Sliding plate support	Max dim. cm
6830G	Granite Grey	-	70x45x84 h
6830M	Magnolia White		
6830Z	Zonda Grey		
6832G	Granite Grey	Yes	
6832M	Magnolia White		
6832Z	Zonda Grey		

Optional	Description	Suitable for
E	1 Set with 4 resilient castors, 2 with brake	All articles



## MODERN-STYLE WOODEN SERVICE TROLLEYS - 100x45 cm SHELVES

- Square section solid wood legs
- Melamine-faced shelves
- Sliding plate support (depending on the model)
- Swivel castors, ø 9.5 cm, 2 with brake

Granite Grey

Magnolia White

Zonda Grey



Art. 6842Z



Softclose closing for items with plate support

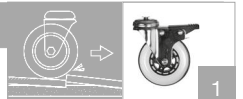


Art. 6840G

Article	Lacquer finish	Sliding plate support	Max dim. cm
6840G	Granite Grey	-	100x45x84 h
6840M	Magnolia White		
6840Z	Zonda Grey		
6842G	Granite Grey	Yes	
6842M	Magnolia White		
6842Z	Zonda Grey		

Optional	Description	Suitable for
E	1 Set with 4 resilient castors, 2 with brake	All articles



## MODERN-STYLE WOODEN SERVICE TROLLEYS - 100x56 cm SHELVES

- Square section solid wood legs
- Melamine-faced shelves
- Sliding plate support (depending on the model)
- Top shelf with plexiglass semi-cylindrical dome opening on both sides (depending on the model)
- Swivel castors, ø 9.5 cm, 2 with brake

Granite Grey

Magnolia

Zonda Grey



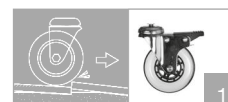
Art. 6854G



Art. 6850Z

Article	Lacquer finish	Sliding plate support	Dome	Max dim. cm	
6850G	Granite Grey	-	-	100x56x84 h	
6850M	Magnolia				
6850Z	Zonda Grey				
6852G	Granite Grey	Yes	-		100x56x110 h
6852M	Magnolia				
6852Z	Zonda Grey				
6854G	Granite Grey	Yes	Yes		
6854M	Magnolia				
6854Z	Zonda Grey				

Optional	Description	Suitable for
E	1 Set with 4 resilient castors, 2 with brake	All articles





- Mahogany stained wooden service trolley
- Veneered birch structure and shelves
- Solid mahogany wooden legs and frame
- Upper chrome-plated steel rail
- Double pushing handle
- Sliding cutlery drawer with compartments
- Wooden glass holder rack
- Swivel castors Ø 12.5 cm, 2 with brake

Mahogany



Wooden rack detail



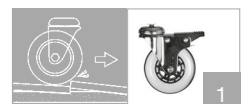
Cutlery drawer detail



Art. 6103

Article	Finish	Shelves	Max dim. cm
6103	Mahogany	2	120x55x91 h

Optional	Description
E	1 Set with 4 resilient castors, 2 with brake




## LIQUEUR TROLLEYS

- Solid wood frame
- Round plywood shelves
- Folding glass support
- Swivel castors, ø 8 cm

Walnut



Wengé



40 kg



Art. 6310W

Article	Finish	Shelves	Max dim. cm
6310	Walnut	3	ø 59x80 h
6310W	Wengé		



- Melamine-faced frame and panels
- Stainless steel hob with flame failure safety device compliant with EC standards
- Side condiment folding shelf
- Chrome-plated steel bottle holder
- Cutlery drawer
- LPG cylinder housing door
- Swivel castors ø 12.5 cm, 2 with brake



Note: LPG cylinder and gas pressure regulator not included



Article	Finish	Gas burners	Max dim.cm (open)	Max dim. cm (closed)
1160S	Oak	Single	123x50x87 h	95x50x87 h
1160SW	Wengé			
1160D	Oak	Double		
1160DW	Wengé			
1160	Oak	Twin		
1160W	Wengé			

Accessories	Description	Suitable for
A80	1 Gas pressure regulator (LPG 30 mbar), single, c/w fittings	1160S - 1160SW -1160 -1160W
A82	2 Gas pressure regulator (LPG 30 mbar), double, c/w fittings	1160D - 1160DW
A81	1 Gas pressure regulator (LPG 50 mbar), single, c/w fittings	1160S - 1160SW -1160 -1160W
A83	2 Gas pressure regulator (LPG 50 mbar), double, c/w fittings	1160D - 1160DW


## HIGH DOUBLE WAITER'S STATIONS

- Melamine-faced frame and panels
- 2 Upper shelves
- Cutlery drawers on runners, with dividers
- Each compartment has a inner adjustable shelf
- Castors, ø 5 cm

Oak



Wengé



Matt lacquering.

RAL Please indicate the RAL code of the chosen colour.



Art. 1600



Cutlery drawer

Article	Finish	Description	Internal adjustable shelves	Max dim. cm
1600	Oak	2 Doors	2	94x48x145 h
1600W	Wengé			
1600RAL	RAL			
1605	Oak	2 Large flap-opening compartments	-	
1605W	Wengé			
1605RAL	RAL			
1606	Oak	1 Door + 1 flap-opening compartment	1	
1606W	Wengé			
1606RAL	RAL			
1607	Oak	1 Door + 1 open unit	2	
1607W	Wengé			
1607RAL	RAL			


## HIGH DOUBLE WAITER'S STATIONS

- Melamine-faced frame and panels
- 2 Upper shelves
- Open cutlery drawers on runners, with dividers
- Each compartment has a inner adjustable shelf
- Castors, ø 5 cm

Oak



Wengé



Matt lacquering.  
RAL Please indicate the RAL code of the chosen colour.



Art. 1606FW



Open cutlery drawer

Article	Finish	Description	Internal adjustable shelves	Max dim. cm
1600F	Oak	2 Doors	2	94x48x145 h
1600FW	Wengé			
1600FRAL	RAL			
1605F	Oak	2 Large flap-opening compartments	-	
1605FW	Wengé			
1605FRAL	RAL			
1606F	Oak	1 Door + 1 flap-opening compartment	1	
1606FW	Wengé			
1606FRAL	RAL			
1607F	Oak	1 Door + 1 open unit	2	
1607FW	Wengé			
1607FRAL	RAL			


## HIGH SINGLE WAITER'S STATIONS

- Melamine-faced frame and panels
- 2 Upper shelves
- Cutlery drawer on runners, with dividers
- Compartment with inner adjustable shelf
- Castors, ø 5 cm

Oak



Wengé



Matt lacquering.  
RAL Please indicate the RAL code of the chosen colour.



Art. 1610



Cutlery drawer

Article	Finish	Description	Internal adjustable shelf	Max dim. cm
1610	Oak	1 Door	1	48x48x145 h
1610W	Wengé			
1610RAL	RAL			
1615	Oak	1 flap-opening compartment	-	
1615W	Wengé			
1615RAL	RAL			
1616	Oak	1 Open unit	1	
1616W	Wengé			
1616RAL	RAL			

- Melamine-faced frame and panels
- 2 Upper shelves
- Open cutlery drawers on runners, with dividers
- Compartment with inner adjustable shelf
- Castors, ø 5 cm



Matt lacquering.  
**RAL** Please indicate the RAL code of the chosen colour.



Art. 1616FW



Open cutlery drawer

Article	Finish	Description	Internal adjustable shelf	Max dim. cm
1610F	Oak	1 Door	1	48x48x145 h
1610FW	Wengé			
1610FRAL	RAL			
1615F	Oak	1 flap-opening compartment	-	
1615FW	Wengé			
1615FRAL	RAL			
1616F	Oak	1 Open unit	1	
1616FW	Wengé			
1616FRAL	RAL			


## LOW DOUBLE WAITER'S STATIONS

- Melamine-faced frame and panels
- Cutlery drawers on runners, with dividers
- Each compartment has a inner adjustable shelf
- Castors, ø 5 cm

Oak



Wengé



Matt lacquering.  
RAL Please indicate the RAL code of the chosen colour.



Art. 1620

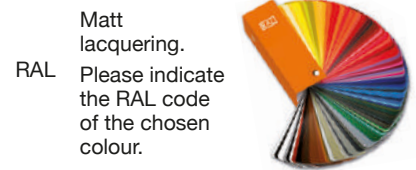



Cutlery drawer

Article	Finish	Description	Internal adjustable shelves	Max dim. cm
1620	Oak	2 Doors	2	94x48x98 h
1620W	Wengé			
1620RAL	RAL			
1625	Oak	2 Large flap-opening compartments	-	
1625W	Wengé			
1625RAL	RAL			
1626	Oak	1 Door + 1 flap-opening compartment	1	
1626W	Wengé			
1626RAL	RAL			
1627	Oak	1 Door + 1 open unit	2	
1627W	Wengé			
1627RAL	RAL			



- Melamine-faced frame and panels
- Open cutlery drawers on runners, with dividers
- Each compartment has a inner adjustable shelf
- Castors, ø 5 cm



Art. 1627FW



Open cutlery drawer


Article	Finish	Description	Internal adjustable shelves	Max dim. cm
1620F	Oak	2 Doors	2	94x48x98 h
1620FW	Wengé			
1620FRAL	RAL			
1625F	Oak	2 Large flap-opening compartments	-	
1625FW	Wengé			
1625FRAL	RAL			
1626F	Oak	1 Door + 1 flap-opening compartment	1	
1626FW	Wengé			
1626FRAL	RAL			
1627F	Oak	1 Door + 1 open unit	2	
1627FW	Wengé			
1627FRAL	RAL			

## STAINLESS STEEL SERVICE TROLLEYS - MELAMINE-FACED SHELVES

- Stainless steel 2x2 cm square tube frame, brushed finish
- Melamine-faced shelves with brushed stainless steel tubular edges
- Grey rubber ring buffers
- Swivel castors, ø 12.5 cm



Oak



Tobacco oak



Art. 4690.2T



Art. 4690.3

Article	Finish	Shelves	Shelf dim. cm	Max dim. cm		
4650.2	Oak	2	50x45	61x52x95 h		
4650.2T	Tobacco oak					
4650.3	Oak	3		61x52x103 h		
4650.3T	Tobacco oak					
4650.4	Oak	4			61x52x137 h	
4650.4T	Tobacco oak					
4670.2	Oak	2	70x45			81x52x95 h
4670.2T	Tobacco oak					
4670.3	Oak	3		81x52x103 h		
4670.3T	Tobacco oak					
4670.4	Oak	4			81x52x137 h	
4670.4T	Tobacco oak					
4690.2	Oak	2	90x45			101x52x95 h
4690.2T	Tobacco oak					
4690.3	Oak	3		101x52x103 h		
4690.3T	Tobacco oak					
4690.4	Oak	4			101x52x137 h	
4690.4T	Tobacco oak					

Optional	Description	Suitable for
F	1 Set with 2 braked castors	All articles
E	2 Set with 4 resilient castors, 2 with brake	
Accessories	Description	Suitable for
AB02	3 PVC waste bin, 33x16x51 h cm	All articles
AB01	4 PVC waste bin, 35x19x18 h cm	



- AISI 304 stainless steel 2.5x2.5 cm square tube frame, brushed finish
- Upper shelf for up to 3x20 cm-deep GN 1/1 pans (not included)
- Lower removable stainless steel shelves
- Grey rubber ring buffers
- Swivel castors, ø 12.5 cm



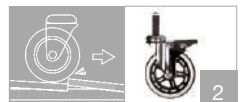
Optional Gastronorms: see pp. 122-123



Art. 1550F + pans

Article	Shelves	Shelf dim. cm	Max dim. cm
1550	1	100x50	112x62x94 h
1552	2		112x62x112 h

Optional	Description	Suitable for
F	1 Set with 2 braked castors	All articles
E	2 Set with 4 resilient castors, 2 with brake	



## STAINLESS STEEL CLEARING TROLLEYS

- AISI 304 stainless steel 2.5x2.5 cm square tube frame with stainless steel sheet side panels welded throughout the length, brushed finish
- Stainless steel sheet lower shelf with raised edge
- Grey rubber ring buffers
- Swivel castors, ø 12.5 cm



Optional Gastronorms: see pp. 122-123



Art. 1515V-F



Watertight well detail (1515V)



Detail for structure without bottom (1515S)



Art. 1515-F

Article	Description	Max H pans cm	Shelf dim. cm	Max dim. cm
1515S	Holding structure without bottom for 3x1/1 GN pans (not included)	20	105x51	117x63x94 h
1515	Structure without bottom + pans 1x2/1 GN + 2x1/2 GN (included)			
1515V	Watertight well + tap			
Optional	📷 Description	Suitable for		
F	1 Set with 2 braked castors	All articles	1	
E	2 Set with 4 resilient castors, 2 with brake		2	
Accessories	📷 Description	Suitable for		
AB02	3 PVC waste bin, 33x16x51 h cm	All articles	3	
AB01	4 PVC waste bin, 35x19x18 h cm		4	

## STAINLESS STEEL SERVICE TROLLEYS - REMOVABLE SHELVES

- AISI 304 stainless steel 2x2 cm square tube frame, brushed finish
- Stainless steel 1.5 or 6.5 cm-deep tray shelves (depending on the model) with 90° no-sharp edges
- Grey rubber ring buffers
- Swivel castors, ø 12.5 cm



Art. 1516



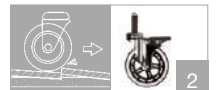
Removable shelf detail



Art. 1526

Article	Shelves	Shelf depth cm	Shelf dim. cm	Max dim. cm
1516	2	1,5	47x44	58x51x91 h
1517	3			58x51x110 h
1520	2		75x44	86x51x91 h
1521	3			86x51x110 h
1522	4			86x51x126 h
1523	2		87x44	98x51x91 h
1524	3			98x51x110 h
1525	4			98x51x126 h
1526	2	6,5	87x44	98x51x91 h
1527	3			98x51x110 h

Optional	Description	Suitable for
F	1 Set with 2 braked castors	All articles
E	2 Set with 4 resilient castors, 2 with brake	
Accessories	Description	Suitable for
AB02	3 PVC waste bin, 33x16x51 h cm	All articles
AB01	4 PVC waste bin, 35x19x18 h cm	



## AISI 304 STAINLESS STEEL SERVICE TROLLEYS - REMOVABLE SHELVES

- AISI 304 stainless steel trolleys, brushed finish
- Round tube frame ø 2.5 cm
- Removable soundproof tray-shaped shelves, with no sharp edges
- Grey rubber ring buffers
- Swivel castors, ø 12.5 cm, 2 with brake







Removable shelf detail



Art. 14208EST

Article	Shelves	Shelf dim. cm	Capacity Kg	Max dim. cm
14208EST	2	70x50	120	98x62x94 h
14308EST	3			
14210EST	2	90x50		118x62x94 h
14310EST	3			

Optional	Description	Suitable for
E	1 Set with 4 resilient castors, 2 with brake	All articles   1
Accessories	Description	Suitable for
AB02	2 PVC waste bin, 33x16x51 h cm	All articles  2  3
AB01	3 PVC waste bin, 35x19x18 h cm	

- L-shaped stainless steel sheet frame, brushed finish
- Stainless steel 4 cm-deep tray shelves with 90° no-sharp edges, bolted to the frame
- Pushing handle
- Swivel castors, ø 9.5 cm



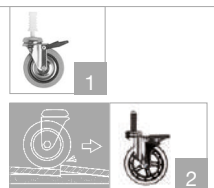
Art. 1545



Art. 1548

Article	Shelf dim. cm	Dim. piani cm	Max dim. cm
1545	2	80x45	89x48x85 h
1546	3		
1547	2	90x50	99x53x85 h
1548	3		

Optional	Description	Suitable for
F	1 Set with 2 braked castors	All articles
E	2 Set with 4 resilient castors, 2 with brake	
Accessories	Description	Suitable for
AB02	3 PVC waste bin, 33x16x51 h cm	All articles
AB01	4 PVC waste bin, 35x19x18 h cm	



## STAINLESS STEEL SERVICE TROLLEYS WITH PRESSED SHELVES

- AISI 201 stainless steel trolleys
- Round tube frame  $\varnothing$  2.5 cm
- Tray shaped stainless steel pressed shelves bolted to the frame, sound-proof and with no sharp edges, brushed finish
- Grey rubber buffers
- Swivel castors  $\varnothing$  10 cm, 2 with brake
- MADE IN PRC



Art. 2P100-50



Art. 3P100-50

Article		Shelves	Shelf dim. cm	Max dim. cm	
2P80-50		2	80x50	89x59x94 h	
3P80-50		3			
2P100-50		2	100x50	109x59x94 h	
3P100-50		3			
2P100-60		2	100x60	109x69x94 h	
3P100-60		3			
Accessories		Description	Suitable for		
AB01	1	PVC waste bin, 35x19x18 h cm	All articles	1	2
AB02	2	PVC waste bin, 33x16x51 h cm			



## AISI 304 STAINLESS STEEL SERVICE TROLLEYS WITH BOLTED PRESSED SHELVES

- AISI 304 stainless steel trolleys, brushed finish
- Round tube frame  $\varnothing$  2.5 cm
- Tray shaped stainless steel pressed shelves bolted to the frame, sound-proof and with no sharp edges
- Grey rubber ring buffers
- Swivel castors,  $\varnothing$  12.5 cm



Waste hole detail



Art. 1400

Article	Shelves	Shelf dim. cm	Max dim. cm
1400C	2	80x50	89x59x95 h
1405C	3		89x59x95 h
1410C	4		89x59x126 h
1400C5	5		89x59x160 h
1400	2	100x50	109x59x95 h
1405	3		109x59x95 h
1410	4		109x59x126 h
14005	5		109x59x160 h
1402	2	100x60	109x69x95 h
1407	3		109x69x95 h
1412	4		109x69x126 h
14025	5		109x69x160 h
14032	2	120x60	129x69x95 h
14033	3		129x69x95 h
14034	4		129x69x126 h

Optional	Description	Suitable for
F	1 Set with 2 braked castors	All articles
E	2 Set with 4 resilient castors, 2 with brake	
FO	3 1 waste hole (recommended for items with 2/3 shelves)	

Accessories	Description	Suitable for
AB01	4 PVC waste bin, 35x19x18 h cm	All articles
AB02	5 PVC waste bin, 33x16x51 h cm	



## AISI 304 STAINLESS STEEL SERVICE TROLLEYS WITH WELDED PRESSED SHELVES

- AISI 304 stainless steel trolleys, brushed finish
- Round tube frame ø 2.5 cm
- Tray shaped stainless steel pressed shelves welded to the frame, sound-proof and with no sharp edges
- Grey rubber ring buffers
- Swivel castors, ø 12.5 cm



Art. 1405S



Welded shelf detail



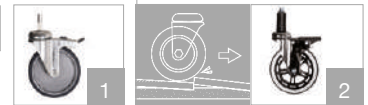
Waste hole detail

Article	Shelves	Shelf dim. cm	Max dim. cm
1400CS	2	80x50	89x59x95 h
1405CS	3		89x59x126 h
1410CS	4		
1400S	2	100x50	109x59x95 h
1405S	3		109x59x126 h
1410S	4		
1402S	2	100x60	109x69x95 h
1407S	3		109x69x126 h
1412S	4		
14032S	2	120x60	129x69x95 h
14033S	3		129x69x126 h
14034S	4		

Optional	Description	Suitable for
F	1 Set with 2 braked castors	All articles
E	2 Set with 4 resilient castors, 2 with brake	
FO	3 1 waste hole (recommended for items with 2/3 shelves)	

Accessories	Description	Suitable for
AB01	4 PVC waste bin, 35x19x18 h cm	All articles
AB02	5 PVC waste bin, 33x16x51 h cm	



## STAINLESS STEEL HEAVY-DUTY TROLLEYS

- AISI 304 stainless steel trolleys, brushed finish
- Round tube closed frame ø 2.5 cm
- Tray shaped stainless steel pressed shelves welded to the frame, sound-proof and with no sharp edges
- Grey rubber ring buffers
- Swivel castors ø 12.5 cm, 2 with brake

200 kg



Waste hole detail



Art. 1402P

Article	Shelves	Shelf dim. cm	Max dim. cm
1400CP	2	80x50	89x59x95 h
1405CP	3		
1400P	2	100x50	109x59x95 h
1405P	3		
1402P	2	100x60	109x69x95 h
1407P	3		
1403P2	2	120x60	129x69x95 h
1403P3	3		

Optional	Description	Suitable for
E	1 Set with 4 resilient castors, 2 with brake	All articles
FO	2 1 waste hole	



Accessories	Description	Suitable for
AB01	3 PVC waste bin, 35x19x18 h cm	All articles
AB02	4 PVC waste bin, 33x16x51 h cm	



## STAINLESS STEEL HEAVY-DUTY TROLLEYS

- AISI 304 stainless steel trolleys, brushed finish
- Stainless steel 2.5x2.5 cm square tube frame
- Steel sheet pressed flat shelves (PL range) or deep tray shelves (PV range), welded to the frame
- Grey rubber ring buffers
- Swivel castors with plate support, ø 12.5 cm, 2 with brake



Art. 1560-2PV

Article	Shelves	Shelf dim. cm	Max dim. cm
1560-2PL	2 Flat	100x58	108x61x93 h
1560-3PL	3 Flat		
1560-2PV	2 Deep tray		
1560-3PV	3 Deep tray		

Accessories	Description	Suitable for
AB02	2 PVC waste bin, 33x16x51 h cm	All articles
AB01	3 PVC waste bin, 35x19x18 h cm	



- AISI 304 stainless steel trolleys, brushed finish
- Stainless steel 2.5x2.5 cm square tube frame
- Steel sheet pressed flat shelves (PL range) or deep tray shelves (PV range) with reinforcing bar, welded to the frame
- Rubber corner bumpers
- Swivel castors with support plate and roller bearings, ø 16 cm, 2 with brake



Art. 1570-2PV

Article	Shelves	Shelf dim. cm	Max dim. cm
1570-2PL	2 Flat	100x58	108x61x96 h
1570-3PL	3 Flat		
1570-2PV	2 Deep tray		
1570-3PV	3 Deep tray		

Accessories		Description	Suitable for
AB02	1	PVC waste bin, 33x16x51 h cm	All articles
AB01	2	PVC waste bin, 35x19x18 h cm	

